

Bradley Corporation

www.bradleycorp.com

Bradley BIM \ Revit Support Portal
www.bradleybim.com

Bradley BIM | Revit Library
www.bradleycorp.com/bim
[1,000 Revit Families]

This Bradley VDC-Assist Starter Kit is a 'Not for Construction' drawing. Copy/Paste the Plan Model View of the layout into your Revit Project.

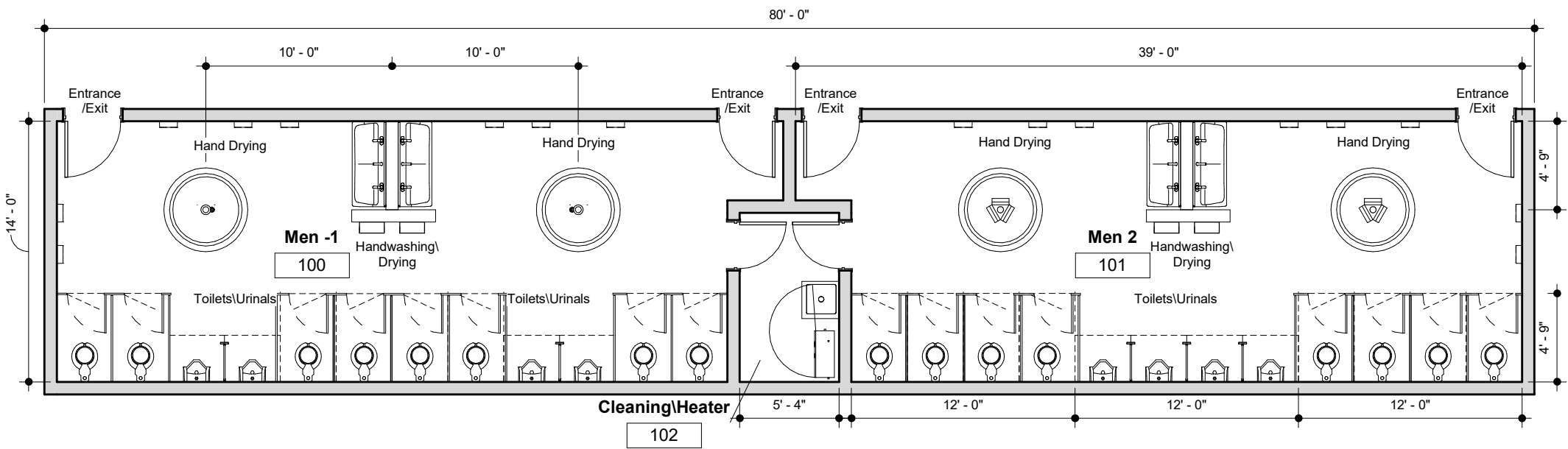
The designer, client and/or owner are responsible for completing the layout and obtaining all federal, state and local code reviews, permits & approvals for this layout.

Included:

(1) 2D 30x48 Clearance Box & (1) 5' Diameter Wheelchair Clearance Circle created with Revit Symbolic Lines.

(1) 3D Revit Wheelchair Family w/2 Family Types: 5' Diameter & T-Shaped Turn Around Clearance Space

(1) 3D/2D Wheelchair Knee-Toe Clearance Revit Family

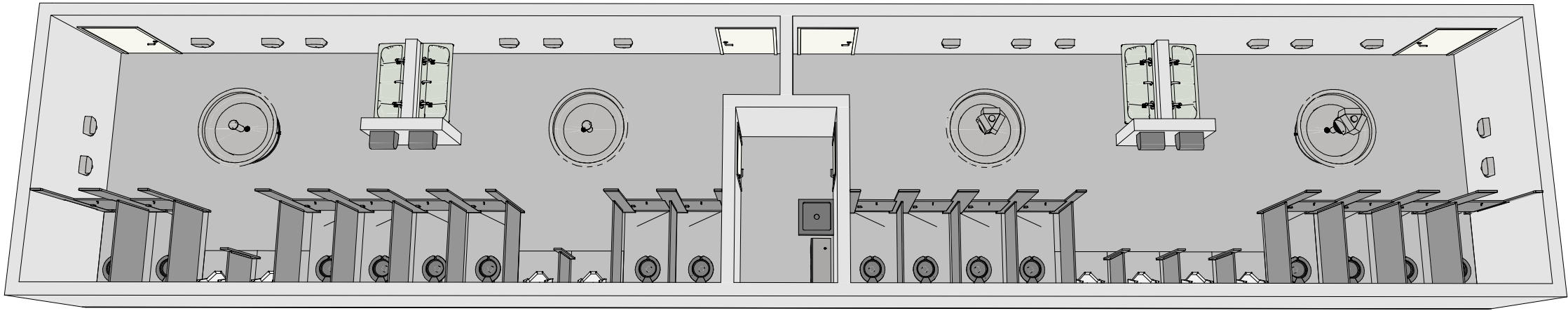


- Serves up to 350 people on one shift
- Would like to set up floor plan in almost mirror image on each side so cleaning can occur without shutting down the other side (if this all fits)
 - OSHA requires 11 toilets or 8 toilets and 3 urinals (minimum of two-thirds must be toilets)
 - Prefer 5 toilets and 4 urinals each side
 - 4 circular washbasins, 2 each side, 4 vanity sinks for each side, 3-4 paper towel dispensers and 3 hand blowers each side

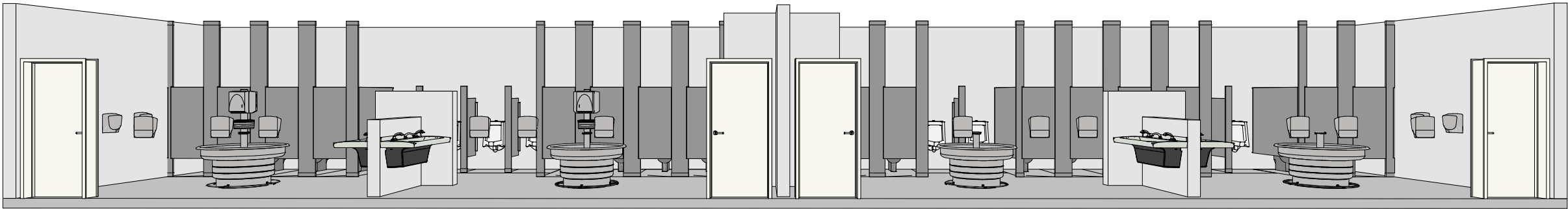
① Level 1
3/16" = 1'-0"

Bradley VDC-Assist
Multi Fountains
Floor Plan

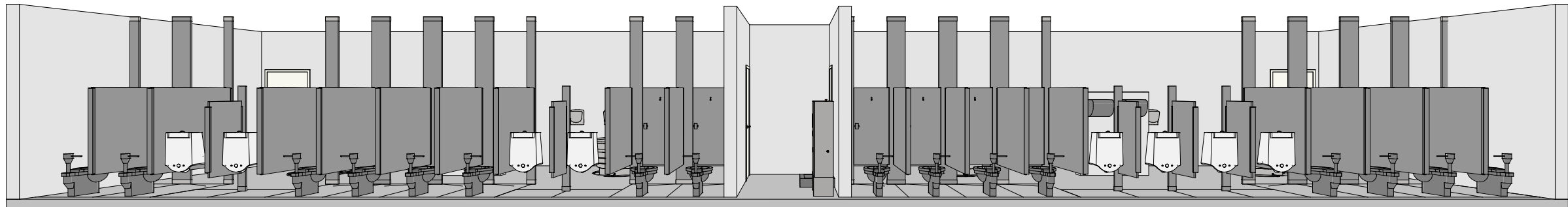
Project number	Project Number
Date	Issue Date
Drawn by	Author
Checked by	Checker
100	
Scale	3/16" = 1'-0"



③ 3D View 6



② 3D View 4



① 3D View 5

Bradley Corporation
www.bradleycorp.com

Bradley BIM \ Revit Support Portal
www.bradleybim.com

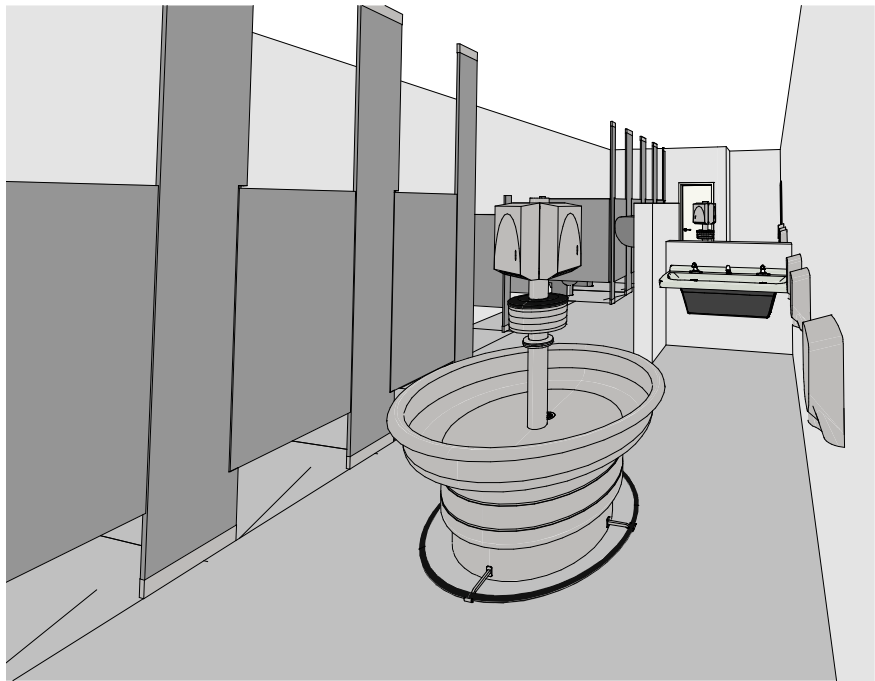
Bradley BIM | Revit Library
www.bradleycorp.com/bim
[1,000 Revit Families]

~ Bradley VDC-Assist ~
This is a conceptual 'Not for Construction' drawing set.
The client/owner is responsible for obtaining all federal, state and local code reviews, permits & approvals for this project.

Bradley VDC-Assist
Multi Fountains
BirdsEye Views

Project number	Project Number
Date	Issue Date
Model by	Author
Checked by	Checker
101	
Scale	

This print contains information that is PROPRIETARY. Disclosure of any information on this document cannot be made without written permission of Bradley Corporation.



③ 3D View 2

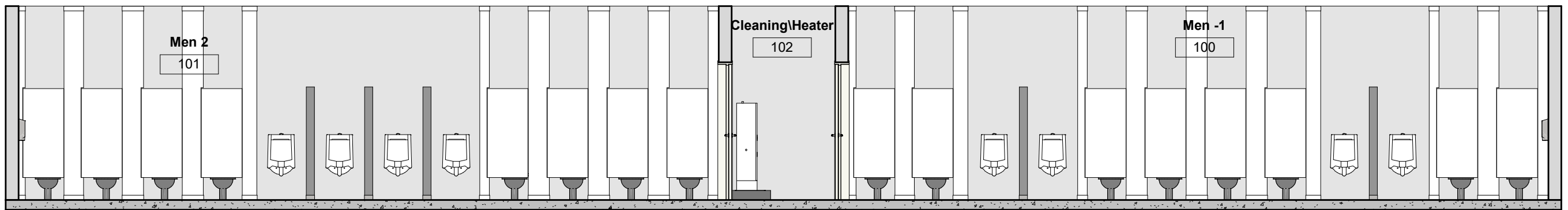
Bradley Corporation

www.bradleycorp.com

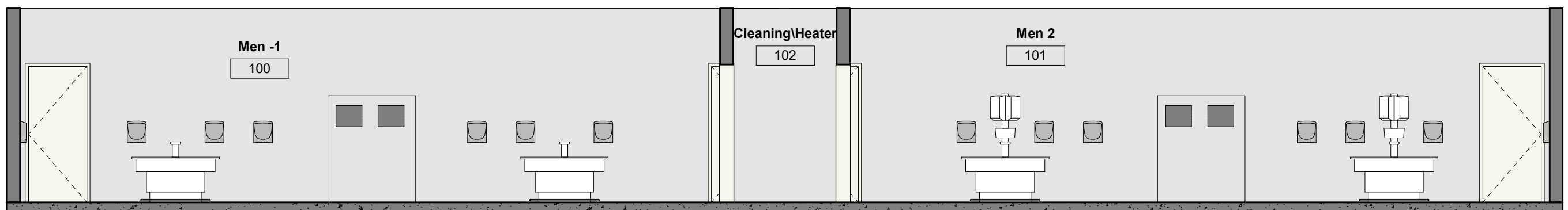
Bradley BIM \ Revit Support Portal
www.bradleybim.com

Bradley BIM | Revit Library
www.bradleycorp.com/bim
[1,000 Revit Families]

~ Bradley VDC-Assist ~
This is a conceptual 'Not for Construction' drawing set.
The client/owner is responsible for obtaining all federal, state and local code reviews, permits & approvals for this project.



① Section 1
1/4" = 1'-0"



② Section 2
1/4" = 1'-0"

Bradley VDC-Assist Multi Fountains Restroom Sections

Project number	Project Number
Date	Issue Date
Model by	Author
Checked by	Checker
102	
Scale	1/4" = 1'-0"

This print contains information that is PROPRIETARY. Disclosure of any information on this document cannot be made without written permission of Bradley Corporation.

11/28/2023 3:23:35 PM