



A WATTS Brand

5B1 Series

Elvari™ Seat Cover Dispenser

Key Features

- High quality and modern style complements other [Elvari™ products](#)
- Advanced weld construction
- Pill-shape design
- Concealed BradLock™ magnetic locking system (large capacity)
- Full-length piano hinge (large capacity)

Operation

Large Capacity:

Front of cabinet door hinged for easy servicing of unit. BradLock system and magnetic key provide security, a seamless design, and easy access for service. Magnetic lock location is hidden from view behind the Bradley logo.

Medium Capacity:

Seat cover liners are replaced through bottom of dispenser.

Capacity

Surface-Mounted, Medium Capacity: 250 liners

Surface-Mounted, Large Capacity: 500 liners

Recessed, Large Capacity: 500 liners

Guide Specification

Surface-mounted and recessed seat cover dispensers shall be fabricated of 20-gauge, 300 series stainless steel in a brushed #3 satin finish or optional electrocoat finishes. Large capacity dispensers have door with piano hinge and BradLock magnetic locking system. Bradlock system and magnetic key included. Welded, pill-shape construction. Capacity of 250 or 500 toilet seat covers.

Overall Dimensions – Surface-Mounted, Medium Capacity:

11" H x 15-3/4" W x 2" D (279mm x 400mm x 50mm)

Overall Dimensions – Surface-Mounted Large Capacity:

11-15/16" H x 15-3/4" W x 2-7/16" D (304mm x 400mm x 62mm)

Overall Dimensions – Recessed, Large Capacity:

14" H x 17-3/8" W x 2-7/16" D (355mm x 441mm x 62mm)

MasterFormat Title: Commercial Toilet Accessories

MasterFormat Number: 10 28 13.13

OmniClass Title: Toilet and Bath Specialties

OmniClass Code: 23.31.25.00

☒ Consult local and national accessibility codes for proper installation guidelines. Conformity and compliance with local and national codes is the responsibility of the installer.

Orders composed of products indicated as **BradEX®** will be available to ship in three days after receipt of order at the factory. There is no pricing penalty for this service from Bradley.

Verify all rough-in dimensions prior to installation.



Finishes

☒ Click on any color swatch to view as a larger image.

	Brushed Black*
	Brushed Brass*
	Brushed Bronze*
	Brushed Nickel*
	Brushed Stainless*
	Satin Stainless

*Electrocoat Finishes, see Optional Electrocoat Finishes section on page 2.

Product Compliance

Complies with

- The Americans with Disabilities Act (ADA)
- ANSI/ICC A117.1 - Accessible and Usable Buildings & Facilities



Listed by UL Environment to

- GreenGuard Gold



Complementary Bradley Products

- [Euro Style Partitions – Highrise Series](#)
- [Euro Style Partitions – Skyline Series](#)
- [Euro Style Partitions – Float Series](#)
- [Euro Style Partitions – Lucent Series](#)
- [Euro Style Partitions – Loft Series](#)

For information on Warranties, Maintenance and BAA/ARRA Compliance, visit our website at: bradleycorp.com/washroom-accessories-products



A WATTS Brand







5B1 Series

Elvari™ Seat Cover Dispenser

Optional Electrocoat Finishes

Bradley offers an exclusive, proprietary electrocoat color process on the Elvari seat cover dispenser models. Unlike powder coating, color is applied to the entire stainless steel part using a submersion process with electrically charged particles. This process results in a precise film thickness across all surfaces, allowing the grain of the stainless steel to show through.

Electrocoat provides complete coverage to the part and has environmental advantages such as no or low-VOC and HAPs (Hazardous Air Pollutants), heavy metal-free products, and minimum waste discharge. Bradley's electrocoat is durable and easy to clean as well as fingerprint, stain and corrosion resistant. A UV light stabilizer additive enhances resistance to weathering and color fade. Products are performance tested for adhesion following ASTM D3359-22 and impact resistance following ASTM D2794.

Model (Must select one)	
5B1	Elvari Seat Cover Dispenser
Standard Selections (Must select one from each category)	
Mounting Type (select one)	
0	Recessed
11	Surface Mounted
Capacity Type (select one)	
0	Medium Capacity
36	Large Capacity
Seat Cover Dispenser Finish Type (Must select one)	
BB	 Brushed Black
BR	 Brushed Brass
BZ	 Brushed Bronze
BN	 Brushed Nickel
BS	 Brushed Stainless
SS	 Satin Stainless ¹

¹ Model available with **BradEX**® expedited shipping.

Orders composed of products indicated as **BradEX**® will be available to ship in three days after receipt of order at the factory. There is no pricing penalty for this service from Bradley.

Verify all rough-in dimensions prior to installation.



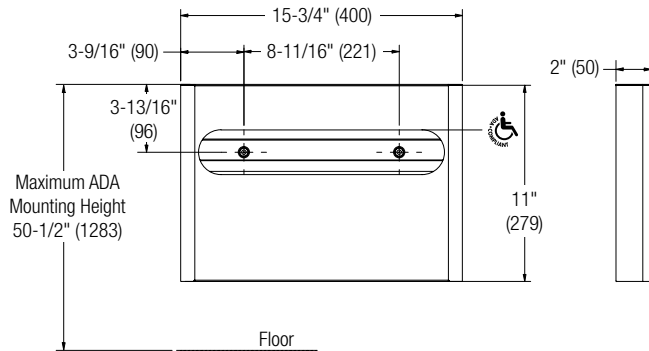
A WATTS Brand

5B1 Series Elvari™ Seat Cover Dispenser

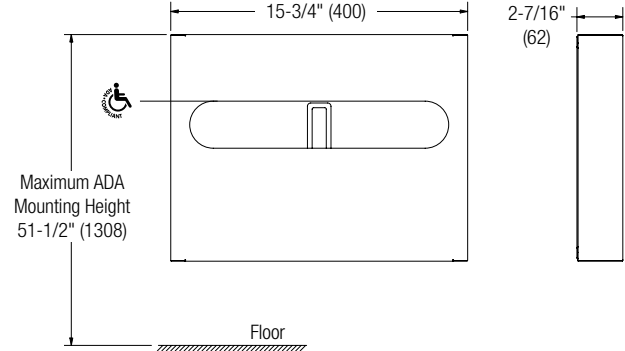
Dimensions – Surface-Mounted

(mm)

Medium Capacity

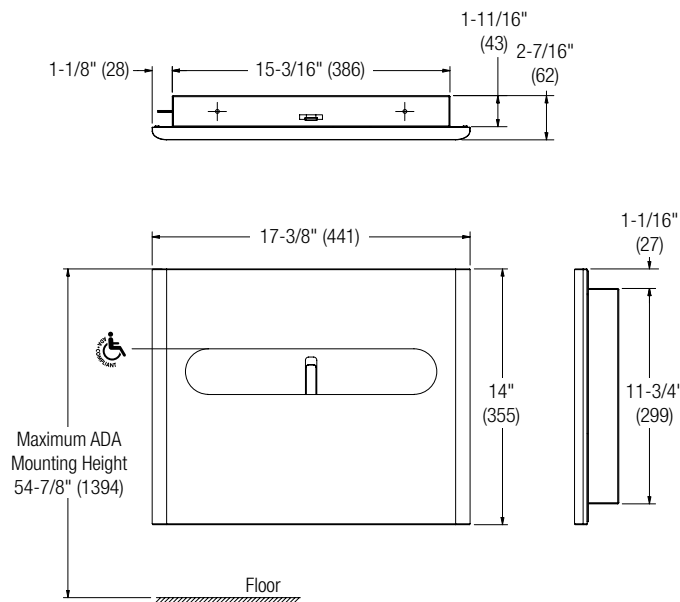


Large Capacity



Dimensions – Recessed

Large Capacity



ADA maximum dispense height is 48" (1219). See ADA mark for location.

Orders composed of products indicated as **BradEX**® will be available to ship in three days after receipt of order at the factory. There is no pricing penalty for this service from Bradley.

Verify all rough-in dimensions prior to installation.